



12th MEN'S EUROPEAN HANDBALL CHAMPIONSHIP

EHF EURO 2016



Cumulative Statistics

BLR - Belarus After 4 matches

Time outs: 9 Avg. Time outs: 2.3

No	Name	M	Total			All Goals / Shots							Punishments				Offence			Defence			TP		
			P	Goals	Shots	%	7mP	7m%	6mC	Wing	BT	FB	FTO	9m	YC	RC	2M	2+2	AS	R7	TO/TF	ST		BS	P7
1	KISHOU Aliaksei	4																							37:15
2	BROUKA Ivan	4														2									39:34
3	KULESH Uladzislau	4	1	8	13						0/1	1/7	1						1 / 1				1	21:03	
4	BABICHEV Maxim	4	7	9	78			7/9								5		4	1	/ 1	1	2	7	2:53:07	
5	KHADKEVICH Aliaksei	3	9	15	60	0/1	0	1/1		2/2	1/1	0/1	5/9						1				1	27:34	
6	ZAITSAU Viktor	3													1								1	24:13	
10	PUKHOUSKI Barys	4	21	34	62	4/5	80	3/4	1/3	1/1	4/5		8/16	1	1		17	4	4 / 8	1		3	2:39:44		
14	RUTENKA Siarhei	4	25	42	60	5/9	56	3/3	0/1	5/6	1/1		11/22				11	3	14 / 1					2:00:30	
16	SALDATSENKA Viachaslau	4																	1					3:22:45	
17	NIKULENKAU Dzmitry	4	4	14	29			0/1	0/1		1/1		3/11				7		/ 2			2		54:43	
18	SHYLOVICH Siarhei	4	19	33	58			0/1	2/3	3/3		2/2	12/24	1	2		14	1	2 / 3	1		2		3:24:38	
19	PATSYKAILIK Aliaksandr	4																						14:33	
23	YURYNOK Andrei	4	8	14	57				5/6		3/5		0/3	2			3	1	/ 1	1				3:07:12	
24	BARANAU Maksim	4	14	19	74			1/1	8/13		5/5			1	1		1		1	3		2		3:47:49	
25	PRAKAPENIA Anton	4	0	4	0			0/1					0/3			1		1		2 / 1			1	29:57	
50	KARALEK Artsiom	2	2	3	67			2/3						2				3	2	/ 1			1	44:28	
55	TSITOU Aliaksandr	4												2	1	6		2	2	/ 1	1			1:50:55	
Team														1						5					
Totals			110	195	56	9/15	60	17/24	16/27	11/12	15/19	2/3	40/95	13	1	19	0	63	14	31 / 20	8	2	21	4:00:00	

No	Name	M	Total			All Saves / Shots										
			P	Saves	Shots	%	7mP	7m%	6mC	Wing	BT	FB	FTO	9m	9m%	NS
1	KISHOU Aliaksei	4	4	31	13	0/5	0	0/2	0/5	1/6	0/4		3/9	33	1/13	8
16	SALDATSENKA Viachaslau	4	54	155	35	5/15	33	4/23	12/23	3/17	10/28	0/5	20/44	45	19/63	30
Totals			58	186	31	5/20	25	4/25	12/28	4/23	10/32	0/5	23/53	43	20/76	26

Attacks

Team	All		Player Majority		Player Minority		Position Attacks		FB		Ind. FB		Team FB		TO	TO %
	G/Att.	%	G/Att.	%	G/Att.	%	G/Att.	%	G/Att.	%	G/Att.	%	G/Att.	%		
BLR	110/224	49	16/34	47	11/24	46	93/199	47	15/22	68	5/6	83	10/16	63	51	23

Legend:	
%	Efficiency
AS	Assists
MP	Matches Played
ST	Steals
FTO	Fast Throw off
2Min	2 Minute Suspensions
BS	Blocked Shots
N/A	not applicable
TO (TF)	Turnovers (Technical Faults)
6m	6-metre Shots
BT	Breakthroughs
PR	Preliminary Round
TP	Time Played
7m	7-metre Shots
FB	Fast Breaks
RC	Red Cards
Wing	Wing Shots
9m	9-metre Shots
G/S	Goals/Shots
S/S	Saves/Shots
YC	Yellow Cards



Cumulative Statistics

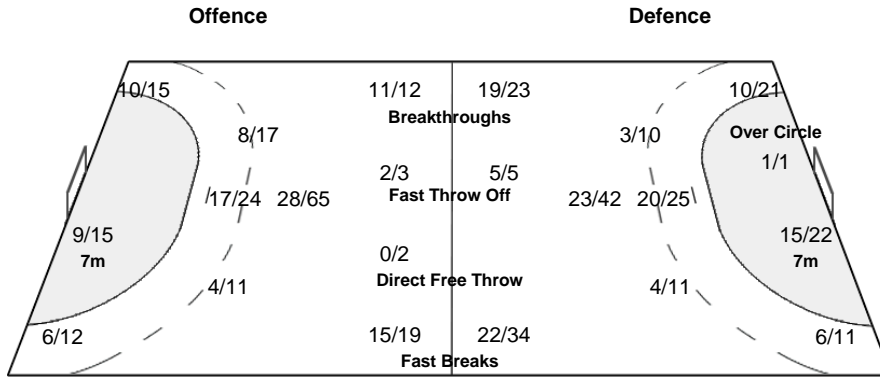
BLR - Belarus
After 4 matches

OverView of Shot Distribution

Team
Goals / Shots

9/11	2/5	9/11
16/23	2/8	11/20
23/35	12/15	26/34

13-Missed 5-Post 15-Blocked



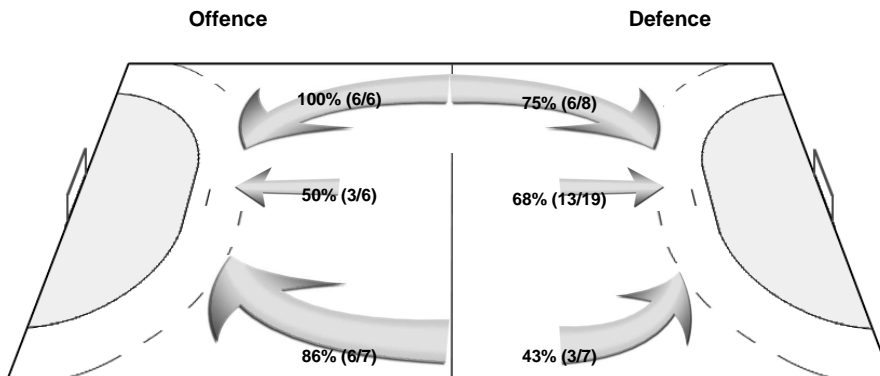
Goalkeepers
Saves / Shots

3/11	2/12	5/11
8/23	5/7	15/29
3/36	7/18	10/39

1 KISHOU A

0/2	0/3	0/1
1/3		1/4
0/8	0/1	2/9

Shot Distribution Fast Breaks



16 SALDATSENKA V


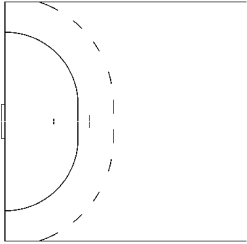
3/9	2/9	5/10
7/20	5/7	14/25
3/28	7/17	8/30

Cumulative Statistics

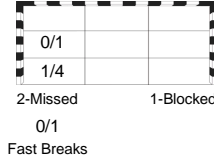
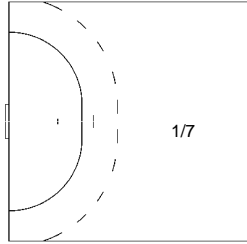
BLR - Belarus After 4 matches

Players Shot Distribution Goals / Shots

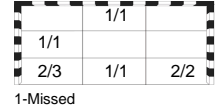
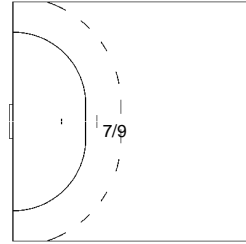
2 BROUKA Ivan



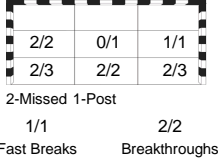
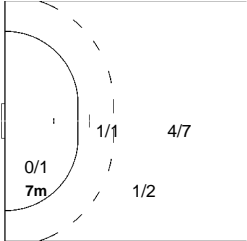
3 KULESH Uladzislau



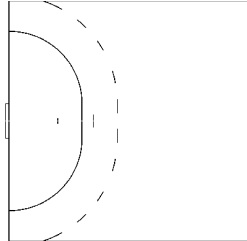
4 BABICHEV Maxim



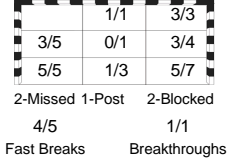
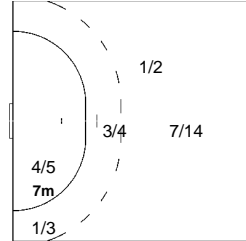
5 KHADKEVICH Aliaksei



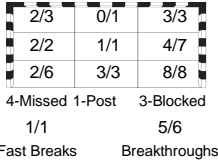
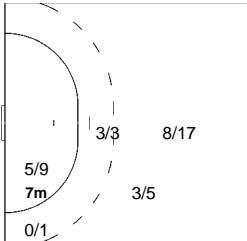
6 ZAITSAU Viktor



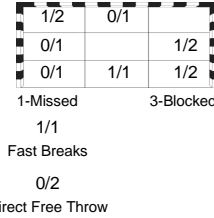
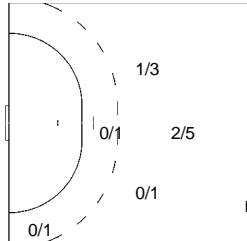
10 PUKHOUSKI Barys



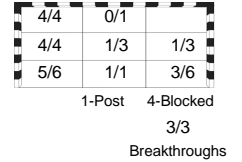
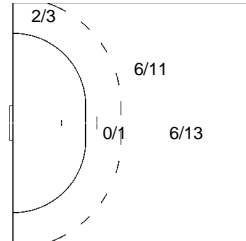
14 RUTENKA Siarhei




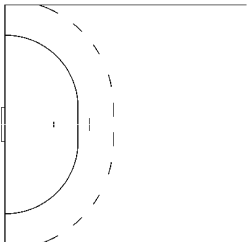
17 NIKULENKAU Dzmitry



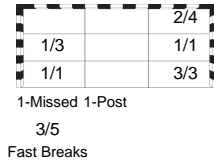
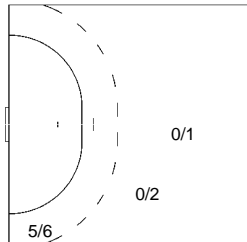
18 SHYLOVICH Siarhei



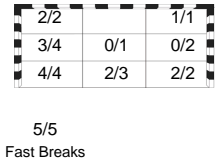
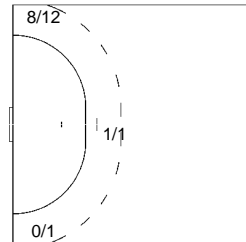
19 PATSYKAILIK Aliaksandr



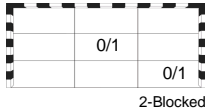
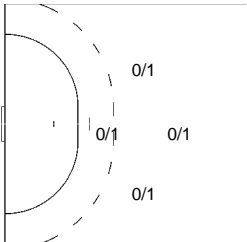
23 YURYNOK Andrei



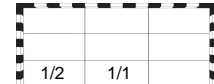
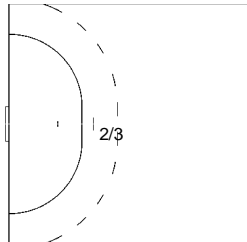
24 BARANAU Maksim



25 PRAKAPENIA Anton



50 KARALEK Artsiom



55 TSITOU Aliaksandr

